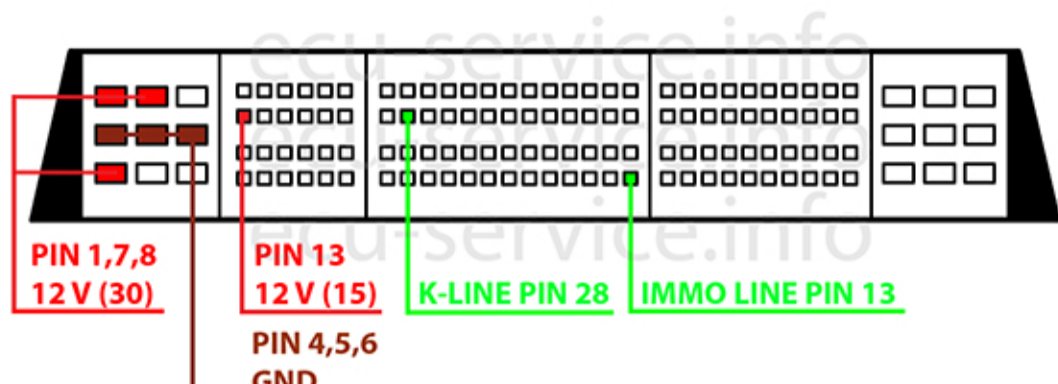





BOSCH EDC 15



Please enter in 24C04 eeprom memory from address 1EA to 1F9 these values:

00 00 00 00 00 00 00 00
00 00 00 00 00 00 00 00

Offset (h)	00	01	02	03	04	05	06	07	08	09	0A	0B	0C	0D	0E	0F	Decoded text
000001B0	FF	FF	FF	FF	FF	FF	FF	FF	FF	FF	FF	FF	FF	FF	FF	FF
000001C0	FF	FF	FF	FF	FF	FF	FF	FF	FF	FF	FF	FF	FF	FF	FF	FF
000001D0	FF	FF	FF	FF	FF	FF	FF	FF	FF	FF	FF	FF	FF	FF	FF	FF
000001E0	FF	FF	FF	FF	FF	FF	FF	FF	FF	FF	FF	FF	FF	FF	FF	FF
000001F0	00	00	00	00	00	00	00	00	00	00	00	00	00	00	00	00x*x*x*

IF YOU HAVE ANY PROBLEM PLEASE CONTACT OUR SUPPORT BY SKYPE:

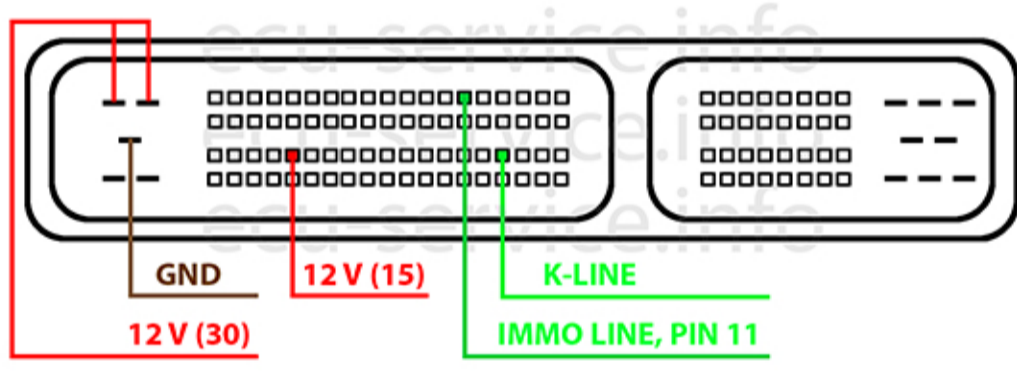


[ECU-SERVICE_SUPPORT](#)



ECU-SERVICE.INFO

THE MANUAL SHOWS THE EXAMPLE ECU MEMORY CONTENTS. EACH ECU HAS DIFFERENT CONTENT (PIN, ISK, SYNCHRO).

BOSCH EDC 15



Please enter in 95P08 eeprom memory from address 180 to 18F these values:

00 00 00 00 00 00 00 00
00 00 00 00 00 00 00 00

Offset (h)	00	01	02	03	04	05	06	07	08	09	0A	0B	0C	0D	0E	0F	Decoded text
00000150	00	00	00	00	00	00	00	00	00	00	00	00	00	00	00	00
00000160	00	00	CA	FF	10	27	F9	00	00	C2	FF	10	27	F1	FF	FF	..E'.A'.A'.A'
00000170	FF	FF	FF	FF	00	FF	09	00	00	BE	0C	00	00	40	FF	FFI...0'
00000180	00	00	00	00	00	00	00	00	00	00	00	00	00	00	00	00
00000190	00	00	00	00	00	FF	00	00	00	00	00	00	00	00	00	00
000001A0	00	00	00	00	00	00	00	00	00	00	00	FF	3A	E8	11	00:0..
000001B0	F5	00	00	00	00	00	00	00	00	00	00	00	00	00	00	00	6.....&
000001C0	FD	EC	30	32	38	31	30	31	31	30	34	37	00	FF	00	FF	y0281011047..'
000001D0	00	00	00	00	00	00	00	00	00	00	00	00	00	00	00	00
000001E0	00	00	00	00	00	00	00	00	00	00	00	00	00	00	00	00
000001F0	00	00	00	00	00	00	00	00	00	00	00	00	00	00	00	00
00000200	00	03	00	FD	00	FF	02	83	26	00	FF	FF	00	00	00	00	..y'.&.'.....
00000210	00	00	00	00	00	00	00	00	00	00	00	00	00	00	00	00	72327 mA15645 y'
00000220	00	00	31	30	33	37	33	36	33	35	33	30	00	00	85	FF	..103763530.....

IF YOU HAVE ANY PROBLEM PLEASE CONTACT OUR SUPPORT BY SKYPE:

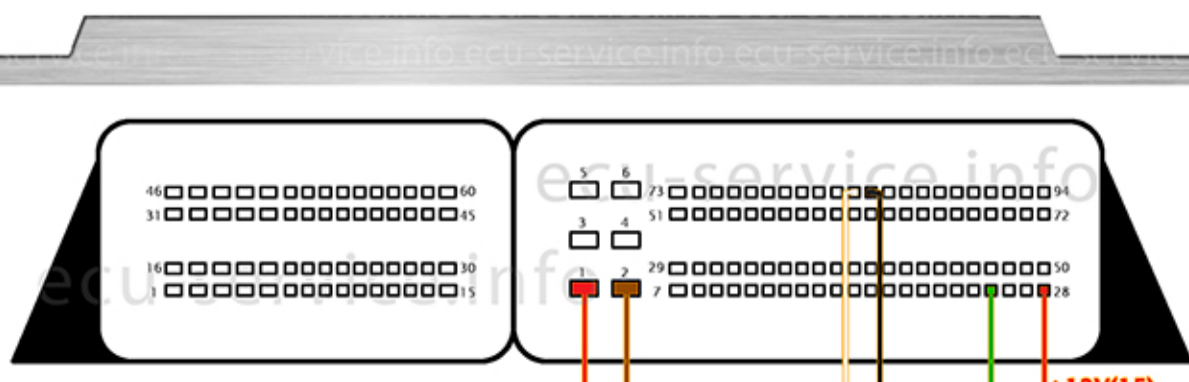


[ECU-SERVICE_SUPPORT](#)



ECU-SERVICE.INFO

THE MANUAL SHOWS THE EXAMPLE ECU MEMORY CONTENTS. EACH ECU HAS DIFFERENT CONTENT (PIN, ISK, SYNCHRO).

BOSCH EDC 16C8



Please enter in 95160 eeprom memory these values:

From 82 to 87 change values to: E0 2A FB 64 55 01
From 89 to 8B change values to: 25 FD 19

From A2 to A7 change values to: E0 2A FB 64 55 01
From A9 to AB change values to: 25 FD 19

From C2 to C7 change values to: E0 2A FB 64 55 01
From C9 to CB

Offset (h)	00	01	02	03	04	05	06	07	08	09	0A	0B	0C	0D	0E	0F	Decoded text
00000000	00	4C	B3	93	38	FF	FF	31	34	2D	31	30	2D	30	34	FF	..L1"8"14-10-04'
00000010	FF	FF	31	39	2D	31	30	2D	30	39	08	10	18	66	00	69	..19-10-04...f.1
00000020	14	10	04	07	34	53	31	30	33	37	33	37	32	33	32	37	...4S1037372327
00000030	FF	FF	2F	2F	31	30	33	37	33	36	36	36	37	30	EE	12	'//10373666701.
00000040	35	35	31	39	36	35	36	33	20	20	20	31	30	33	37	33	55196563 10373
00000050	37	32	33	32	37	20	6D	41	31	35	36	34	35	20	FD	86	72327 mA15645 y'
00000060	1C	02	76	20	20	20	20	20	20	20	20	20	20	04	10		..v' ..
00000070	19	00	76	5C	00	00	00	00	00	00	00	00	00	00	00	00	..8'.....y'
00000080	00	00	E0	2A	FB	64	55	01	00	25	FD	19	00	00	00	00	..*data*.y'....
00000090	00	00	00	00	00	00	00	00	00	00	00	00	00	00	00	00	..*data*.y'....
000000A0	00	00	E0	2A	FB	64	55	01	00	25	FD	19	00	00	00	00	..*data*.y'....
000000B0	00	00	E0	2A	FB	64	55	01	00	25	FD	19	00	00	00	00	..*data*.y'....
000000C0	00	00	E0	2A	FB	64	55	01	00	25	FD	19	00	00	00	00	..*data*.y'....
000000D0	00	00	00	00	00	00	00	00	00	00	00	00	00	00	00	00

IF YOU HAVE ANY PROBLEM PLEASE CONTACT OUR SUPPORT BY SKYPE:

[ECU-SERVICE_SUPPORT](#)



ECU-SERVICE.INFO

THE MANUAL SHOWS THE EXAMPLE ECU MEMORY CONTENTS. EACH ECU HAS DIFFERENT CONTENT (PIN, ISK, SYNCHRO).